



ADLER ANTONIO CITTERIO 2024

TISCHE

ADLER | ANTONIO CITTERIO | 2024

Tisch

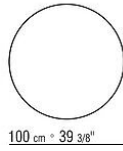
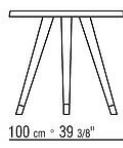
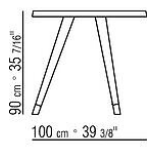
Tischplatte aus Holz mit Furnier Nussbaum Canaletto in den Ausführungen Rohholzeffekt, Natur und gebeizt extra oder Furnier Esche in den Ausführungen Natur, gebeizt Nussbaum, gebeizt Teak, gebeizt Wengé, gebeizt Braun, gebeizt Ebenholz oder Furnier Eiche in der Oberfläche Rohholzeffekt. Die Esstische sehen Verstärkungseinsätze aus Metall vor

Beine

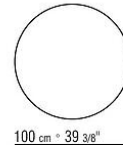
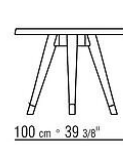
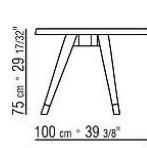
aus gedrehtem Massivholz Nussbaum Canaletto, Massivholz Esche oder Massivholz Eiche in den gleichen Ausführungen wie die Tischplatte. Rahmen aus Metall mit Lackierung in Schwarz

Füße aus Aluminiumdruckguss in den Ausführungen satiniert, verchromt, verchromt Schwarz, brüniert, Anthrazit glänzend und Titan matt 710. Mit Gleitern aus Thermoplast

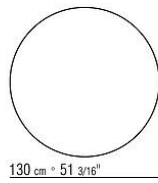
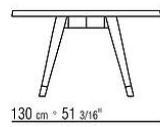
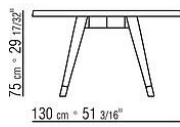
COD. 02C670



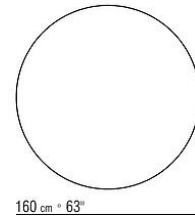
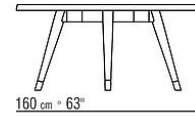
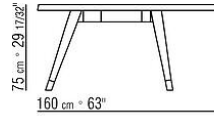
COD. 02C680



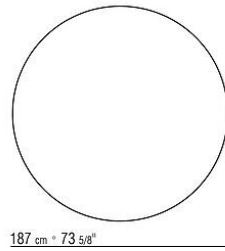
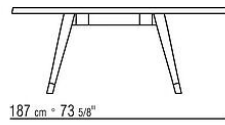
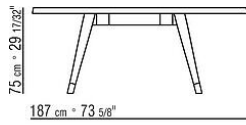
COD. 02C681



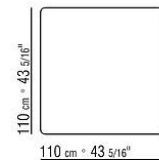
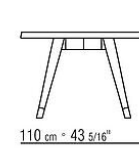
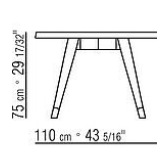
COD. 02C682



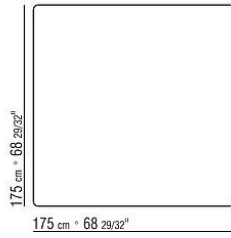
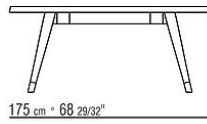
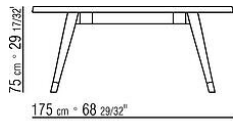
COD. 02C683



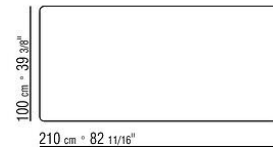
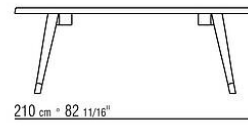
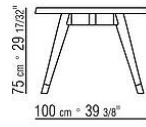
COD. 02C684



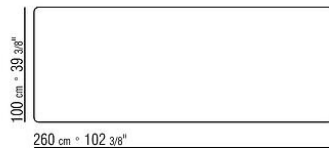
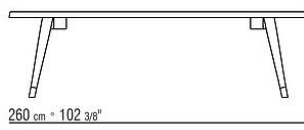
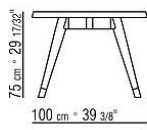
COD. 02C685



COD. 02C686



COD. 02C687



COD. 02C688

