

FLEXFORM



FEEL GOOD ANTONIO CITTERIO 2009

SOFAS

FLEXFORM Spa

Via Einaudi 23/25 20821 Meda (MB) Italy | Tel. +39 0362 3991 | info@flexform.it | www.flexform.it

FEEL GOOD | ANTONIO CITTERIO | 2009

SOFA / SOFAMODUL / POUF /
OTTOMANE

Rahmen Sitzfläche Metallgestell mit

Kernleder bezogen: grau (5003), testa di moro dunkelbraun (5004), testa di moro extra dunkelbraun (5013), schwarz (5005), olivgrün (5006), bulgaren rot (5008), sand (5001), tabak (5015). Wildleder: testa di moro dunkelbraun (6004), schwarz (6005), olivgrau (6003), sand (6001). Polyurethan Polsterung.

Gestell: aus Massivholz mit Polsterung aus Pu-Schaum und Pu-Formteil mit Schutzbezug aus Stoff.

Sitzkissen: aus Pu-Schaum und Dacron.

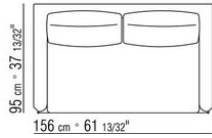
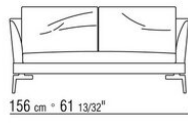
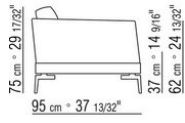
Rückenkissen: Füllung aus sterilisierten Gänsedaunen (zertifiziert Assopiuma, "goldenes Etikett").

Zusätzliche Kissen: Füllung aus sterilisierten Gänsedaunen (zertifiziert Assopiuma, "goldenes Etikett"). Die zusätzlichen Kissen sind auf Anfrage gegen Aufpreis erhältlich.

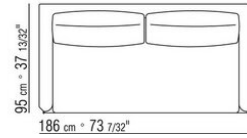

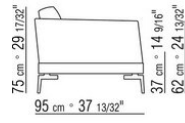
Füsse: Metallfüsse, satiniert, chrom, schwarz chrom, brüniert anthrazit glänzend. Alternativ Füsse mit Kernleder bezogen, Farben: grau (5003), testa di moro dunkelbraun (5004), testa di moro extra dunkelbraun (5013), schwarz (5005), olivgrün (5006), bulgaren rot (5008), sand (5001), tabak (5015). Mit Wildleder bezogen: testa di moro dunkelbraun (6004), schwarz (6005), olivgrau (6003), sand (6001). Beine mit Kunststoffgleitern.

Bezüge: abziehbare Stoffbezüge oder nicht abziehbare Lederbezüge.

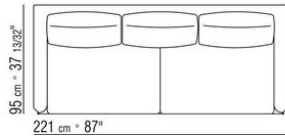
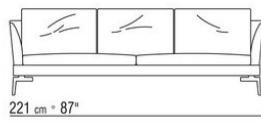
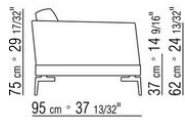
COD. 014W02



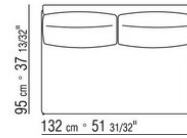
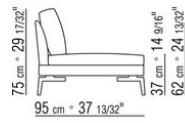
COD. 014W07



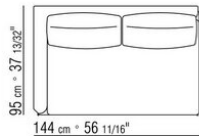
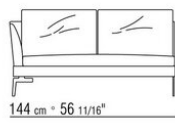
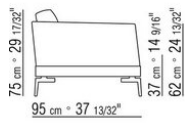
COD. 014W03



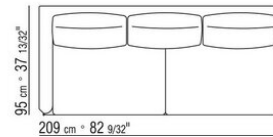
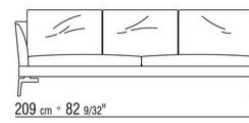
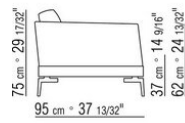
COD. 014W06



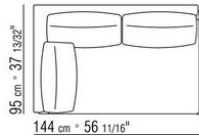
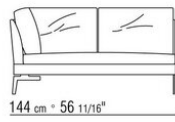
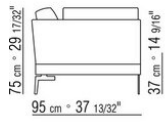
COD. 014W05



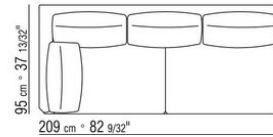
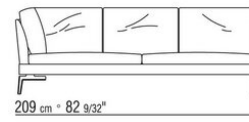
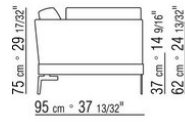
COD. 014W15



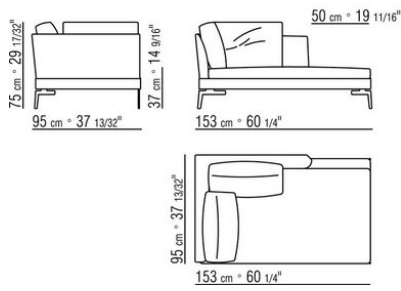
COD. 014W09



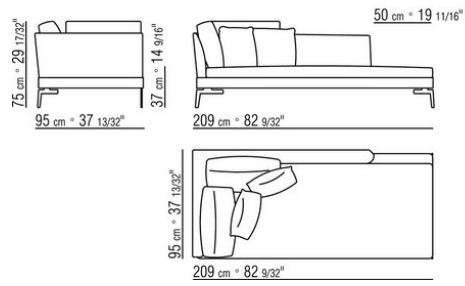
COD. 014W17



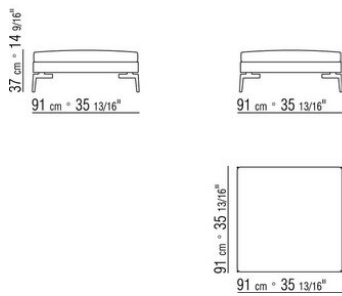
COD. 014W11



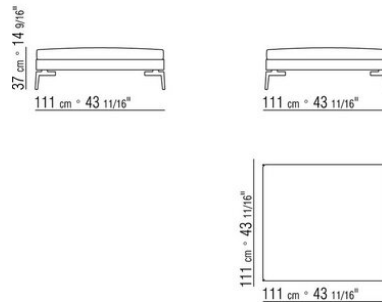
COD. 014W19



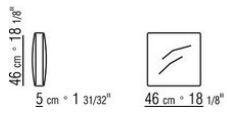
COD. 014W33



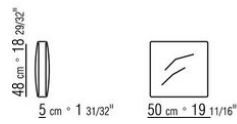
COD. 014W34



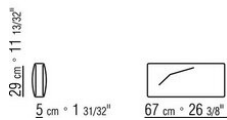
COD. 014W98



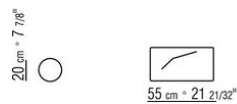
COD. 014W99



COD. 014W97

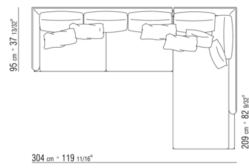


COD. 014W96



014WXA

- N.1 COD.014W15 - ENDELEMENT L CM.209 x95
- N.6 COD.014W98 - KISSEN CM.46 x46
- N.1 COD.014W19 - LANGE ECKE L CM.95 x209



014WXB

- N.1 COD.014W05 - ENDELEMENT L CM.144 x95
- N.7 COD.014W98 - KISSEN CM.46 x46
- N.1 COD.014W04 - ENDELEMENT R CM.144 x95
- N.1 COD.014W08 - ECKELEMENT R CM.144 x95

