



**ASOLO ANTONIO CITTERIO 2020**

**SOFAS**

---

## ASOLO | ANTONIO CITTERIO | 2020

**Gestell:** aus massivholz mit polsterung aus pu-schaum mit schutzbezug aus stoff.

**Sitzkissen:** aus polyesterfiber mit kern aus formbeständigem material mit einheitlicher dichte.

**Rückenlehne / armlehne:** aus metall mit polsterung aus pu-formteil und dacron, mit schutzbezug aus stoff.

**Rückenkissen:** aus sterilisierten gänsedaunen (zertifiziert Assopiuma,

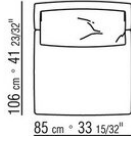
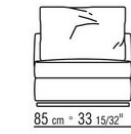
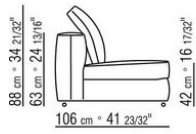
"goldenes etikett").

**Zusätzliche kissen:** aus sterilisierten gänsedaunen (zertifiziert Assopiuma, "goldenes etikett"), auf anfrage gegen aufpreis erhältlich.

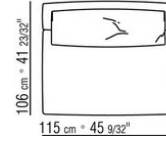
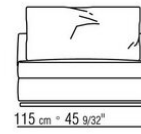
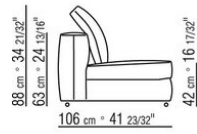
**Beine:** aus metall mit pulverbeschichtung in der farbe silbergrau. Beine mit kunststoffgleitern.

**Bezug:** stoffbezug oder lederbezug, beide versionen abziehbar.

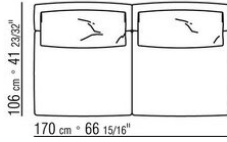
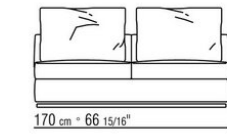
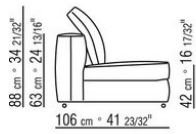
COD. 027002



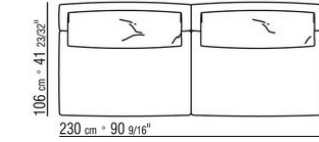
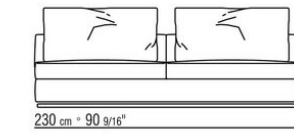
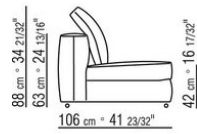
COD. 027003



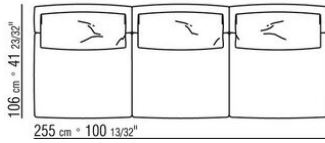
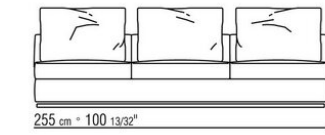
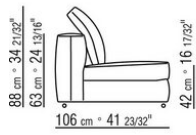
COD. 027004



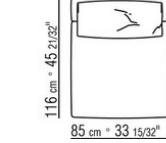
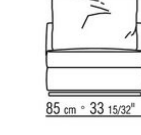
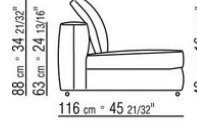
COD. 027005



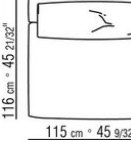
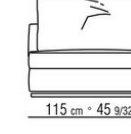
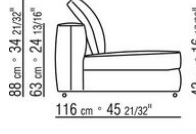
COD. 027006



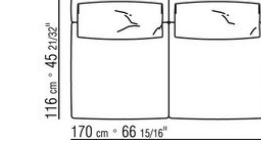
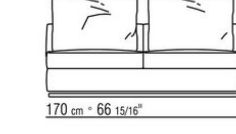
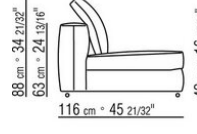
COD. 027012



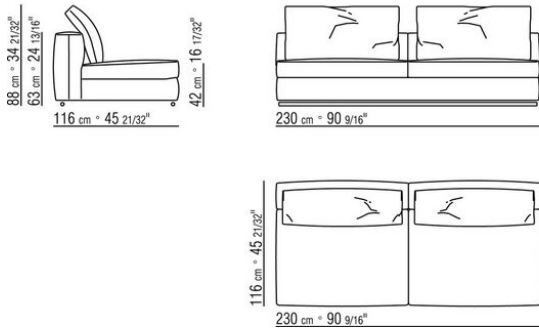
COD. 027013



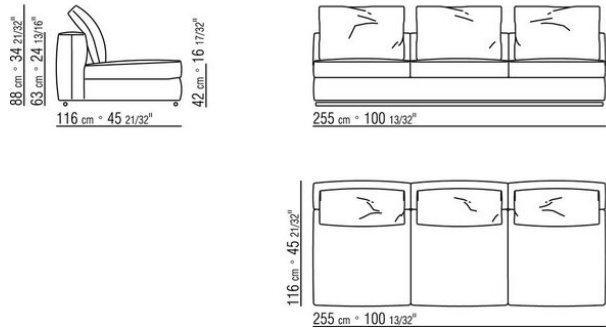
COD. 027014



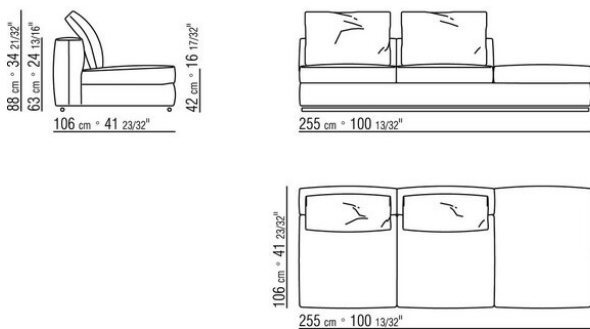
COD. 027015



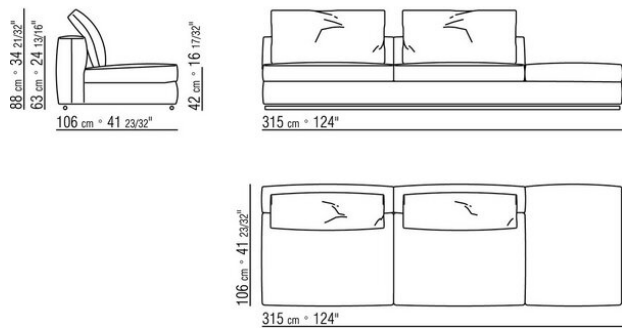
COD. 027016



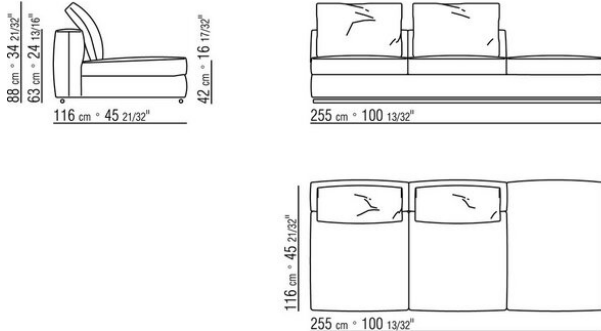
COD. 027025



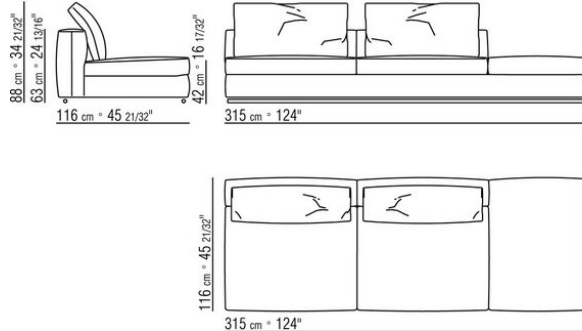
COD. 027027



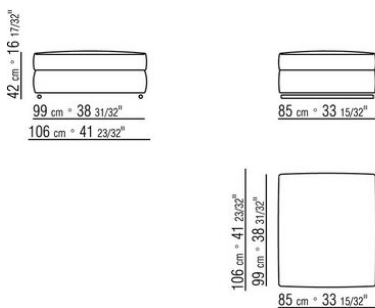
COD. 027035



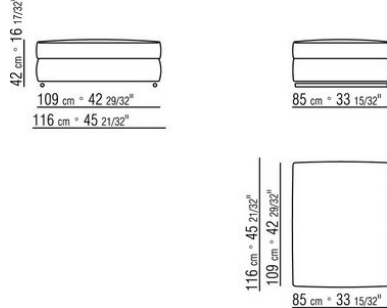
COD. 027037



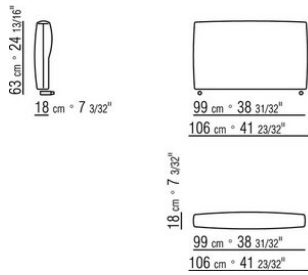
COD. 027050



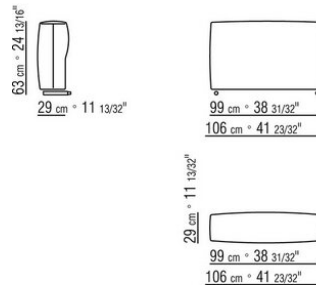
COD. 027052



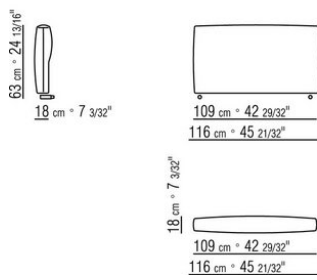
COD. 027070



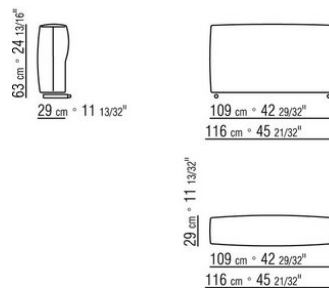
COD. 027071



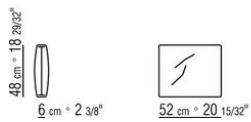
COD. 027074



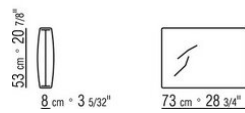
COD. 027075



COD. 027098



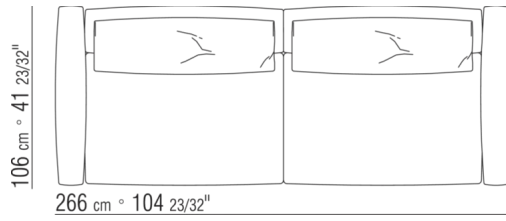
COD. 027099



0270XA

N.2 COD.027070 - ARMLEHNE CM.106 x18

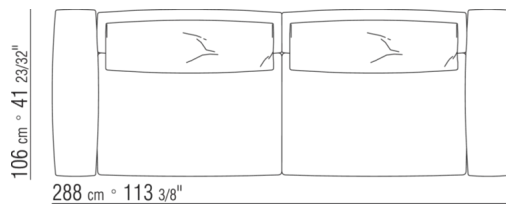
N.1 COD.027005 - ELEMENT CM.230 x106



0270XB

N.2 COD.027071 - ARMLEHNE CM.106 x29

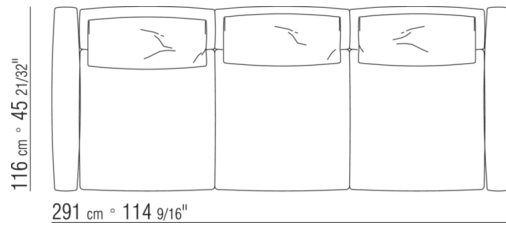
N.1 COD.027005 - ELEMENT CM.230 x106



0270XC

N.2 COD.027074 - ARMLEHNE CM.116 x18

N.1 COD.027016 - ELEMENT CM.255 x116



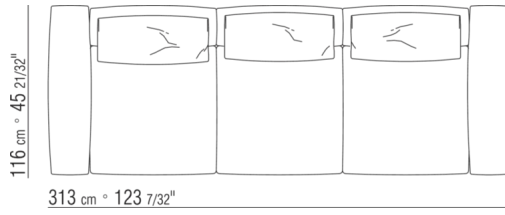
# KOMPOSITIONEN | ASOLO

---

0270XD

N.2 COD.027075 - ARMLEHNE CM.116 x29

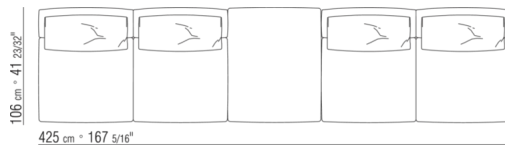
N.1 COD.027016 - ELEMENT CM.255 x116



0270XE

N.2 COD.027004 - ELEMENT CM.170 x106

N.1 COD.027050 - HOCKER CM.85 x106



0270XF

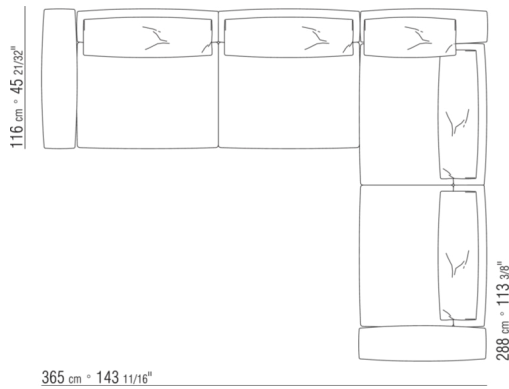
N.1 COD.027075 - ARMLEHNE CM.116 x29

N.1 COD.027015 - ELEMENT CM.230 x116

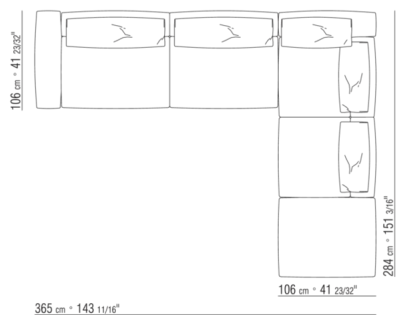
N.2 COD.027071 - ARMLEHNE CM.106 x29

N.1 COD.027005 - ELEMENT CM.230 x106

N.1 COD.027099 - KISSEN CM.73 x53

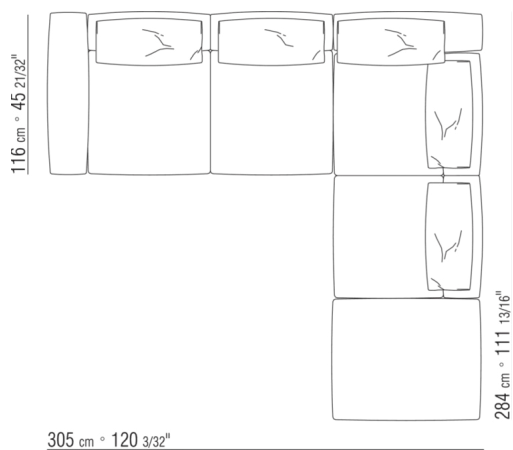


0270XG



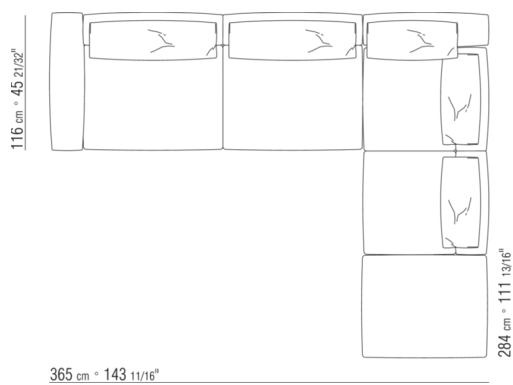
- N.2 COD.027071 - ARMLEHNE CM.106 x29
- N.1 COD.027005 - ELEMENT CM.230 x106
- N.1 COD.027025 - TERMINALELEMENT L CM.255 x106
- N.1 COD.027099 - KISSEN CM.73 x53

0270XH



- N.1 COD.027075 - ARMLEHNE CM.116 x29
- N.1 COD.027014 - ELEMENT CM.170 x116
- N.1 COD.027071 - ARMLEHNE CM.106 x29
- N.1 COD.027025 - TERMINALELEMENT L CM.255 x106
- N.1 COD.027099 - KISSEN CM.73 x53

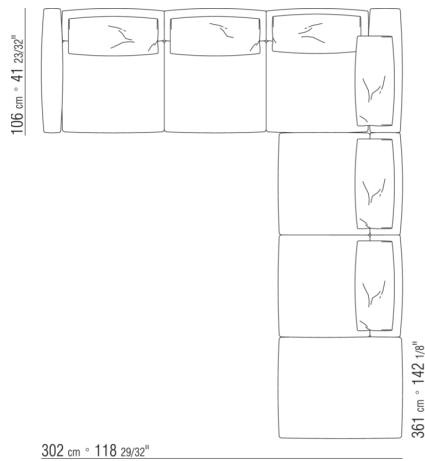
0270XK



- N.1 COD.027075 - ARMLEHNE CM.116 x29
- N.1 COD.027015 - ELEMENT CM.230 x116
- N.1 COD.027071 - ARMLEHNE CM.106 x29
- N.1 COD.027025 - TERMINALELEMENT L CM.255 x106
- N.1 COD.027099 - KISSEN CM.73 x53

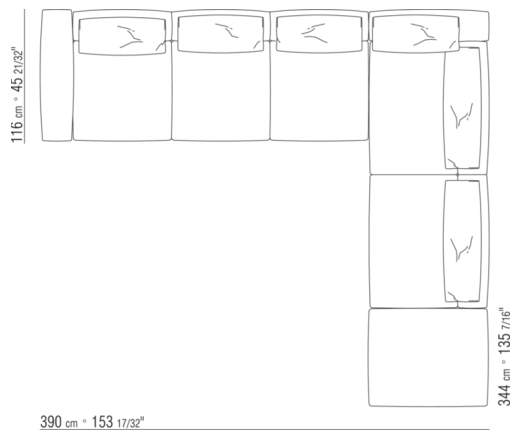


0270XL




- N.1 COD.027070 - ARMLEHNE CM.106 x18
- N.1 COD.027006 - ELEMENT CM.255 x106
- N.1 COD.027071 - ARMLEHNE CM.106 x29
- N.1 COD.027025 - TERMINALELEMENT L CM.255 x106
- N.1 COD.027099 - KISSEN CM.73 x53

0270XM



- N.1 COD.027075 - ARMLEHNE CM.116 x29
- N.1 COD.027016 - ELEMENT CM.255 x116
- N.1 COD.027071 - ARMLEHNE CM.106 x29
- N.1 COD.027027 - TERMINALELEMENT L CM.315 x106
- N.1 COD.027099 - KISSEN CM.73 x53

0270XN



- N.2 COD.027071 - ARMLEHNE CM.106 x29
- N.1 COD.027005 - ELEMENT CM.230 x106
- N.1 COD.027003 - ELEMENT CM.115 x106
- N.1 COD.027050 - HOCKER CM.85 x106
- N.1 COD.027099 - KISSEN CM.73 x53

N.2 COD.027071 - ARMLEHNE CM.106 x29

N.3 COD.027002 - ELEMENT CM.85 x106

N.1 COD.027050 - HOCKER CM.85 x106

---

N.1 COD.027050 - HOCKER CM.85 x106

N.1 COD.027004 - ELEMENT CM.170 x106

N.1 COD.027071 - ARMLEHNE CM.106 x29

N.1 COD.027025 - TERMINALELEMENT L CM.255 x106

N.2 COD.027098 - KISSEN CM.52 x48

---

N.1 COD.027075 - ARMLEHNE CM.116 x29

N.1 COD.027016 - ELEMENT CM.255 x116

N.1 COD.027071 - ARMLEHNE CM.106 x29

N.1 COD.027025 - TERMINALELEMENT L CM.255 x106

N.1 COD.027099 - KISSEN CM.73 x53

N.3 COD.027098 - KISSEN CM.52 x48